



# GC Best Boy® LED DMX Mapping

Chan	Function	Description	8-Bit Value	16-Bit Value	DMX Percent	
1	INTENSITY	Intensity Adjustment	home: 0	0	0%	
		Out	0		0%	
		Full	255		100%	
2	Intensity Fine	Intensity fine adjustment	home: 0		0%	
3	PAN	Pan linear coarse adjustment	home: 127	32768	50%	
		0°	0		0%	
		615°	255		100%	
4	Pan Fine	Pan fine adjustment	home: 0		0%	
5	TILT	Tilt linear coarse adjustment	home: 127	32768	50%	
		0°	0		0%	
		260°	255		100%	
6	Tilt Fine	Tilt fine adjustment	home: 0		0%	
7	CYAN	Cyan Color Mix	home: 0		0%	
		Mix	[Mode: Continuous]		0-255	0-100%
			Open		0	0%
			Full		255	100%
		Wheel Spin	[Mode: Spin]		0-255	0-100%
			Clockwise		0-126	0-49%
			Fast		0	0%
			Slow		126	49%
			Stop		127-128	50%
			Counter-Clockwise		129-255	51-100%
			Slow		129	51%
			Fast		255	100%
			8		YELLOW	Yellow Color Mix
Mix	[Mode: Continuous]	0-255		0-100%		
	Open	0		0%		
	Full	255		100%		
Wheel Spin	[Mode: Spin]	0-255		0-100%		
	Clockwise	0-126		0-49%		
	Fast	0		0%		
	Slow	126		49%		
	Stop	127-128		50%		
	Counter-Clockwise	129-255		51-100%		
	Slow	129		51%		
	Fast	255		100%		
	9	MAGENTA		Magenta Color Mix		home: 0
Mix			[Mode: Continuous]	0-255	0-100%	
			Open	0	0%	
			Full	255	100%	
Wheel Spin			[Mode: Spin]	0-255	0-100%	
			Clockwise	0-126	0-49%	
			Fast	0	0%	
			Slow	126	49%	
			Stop	127-128	50%	
			Counter-Clockwise	129-255	51-100%	
			Slow	129	51%	
			Fast	255	100%	


## GC Best Boy LED DMX Mapping

Chan	Function	Description	8-Bit Value	16-Bit Value	DMX Percent		
10	COLOR MIX CONTROL	Sets color mix control mode	home: 0		0%		
		Continuous	0-9		1%		
		Spin Cyan	10-19		5%		
		Spin Yellow	20-29		9%		
		Spin Magenta	30-39		13%		
		Spin ALL mixers	40-49		17%		
		Reserved	50-255		19-100%		
11	COLOR TEMPERATURE	Linear color temperature adjustment	home: 0		0%		
		Open - 7000K	0		0%		
		3000k	255		100%		
12	DESIGNER COLOR	Color Wheel Choice	home: 0		0%		
		Color Choice [Mode: Continuous, Discrete, Strobe]	0-255		0-100%		
		Open	0		0%		
		Open / Color 1	26		10%		
		Color 1 - Deep Red	32		12%		
		Color 1 / Color 2	42		16%		
		Color 2 - Turquoise	64		25%		
		Color 2 / Color 3	79		30%		
		Color 3 - Follies Pink	96		37%		
		Color 3 / Color 4	114		44%		
		Color 4 - Rosey Magenta	128		50%		
		Color 4 / Color 5	145		56%		
		Color 5 - Orange	160		62%		
		Color 5 / Color 6	175		68%		
		Color 6 - Green	192		75%		
		Color 6 / Color 7	208		81%		
		Color 7 - UV Blue	224		87%		
		Color 7 / Open	232		90%		
		Open	255		100%		
		Wheel Spin [Mode: Spin]	0-255		0-100%		
		Clockwise	0-126		0-49%		
		Fast	0		0%		
		Slow	126		49%		
		Stop	127-128		50%		
		Counter-Clockwise	129-255		51-100%		
		Slow	129		51%		
		Fast	255		100%		
		13	DESIGNER CONTROL	Sets Designer Wheel control mode	home: 0		0%
				Continuous	0-9		1%
				Discrete	10-19		5%
Spin	20-39				11%		
Strobe Random - Slow	40-43				16%		
Strobe Random - Medium	44-46				17%		
Strobe Random - Fast	47-49				18%		
Linear Strobe Rate	50-255				19-100%		
Slow	50				19%		
Fast	255				100%		



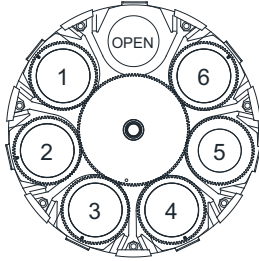
Wheel Spin

## GC Best Boy LED DMX Mapping

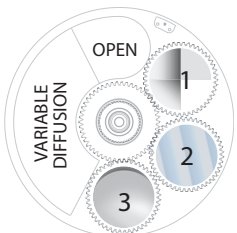
Chan	Function	Description	8-Bit Value	16-Bit Value	DMX Percent	
<b>14</b>	<b>GOBO 1</b>	Rotating Gobo 1 Choice / Modifier	home: 0	0	0%	
		Discrete Choice	0-64	0-16383	0-25%	
		Open	0-9	0-2339	1%	
			Gobo 1 - Pebbles Less	10-18	2340-4679	5%
		Gobo 2 - Pinhole Breakup	19-27	4680-7019	9%	
		Gobo 3 - Nice Slits	28-35	7020-9359	12%	
		Gobo 4 - Chunky Dazzle	36-45	9360-11699	15%	
		Gobo 5 - Nouveau Swirl	46-54	11700-14039	19%	
		Gobo 6 - Clubbed Spiral	55-63	14040-16383	22%	
		Continuous Choice	64-191	16384-49150	25-74%	
		Open	64	16384	25%	
		Open / Gobo 1	74	18850	29%	
		Gobo 1	82	21014	32%	
		Gobo 1 / Gobo 2	91	23400	35%	
		Gobo 2	100	25661	39%	
		Gobo 2 / Gobo 3	109	27980	42%	
		Gobo 3	118	30284	46%	
		Gobo 3 / Gobo 4	128	32760	50%	
		Gobo 4	137	34966	53%	
		Gobo 4 / Gobo 5	147	37543	57%	
		Gobo 5	155	39642	60%	
		Gobo 5 / Gobo 6	163	41833	63%	
		Gobo 6	173	44288	67%	
		Gobo 6 / Open	182	46513	71%	
		Open	191	49150	74%	
		Wheel Spin	192-255	49152-65535	75-100%	
		Clockwise	192-223	49152-57343	75-86%	
		Fast	192	49152	75%	
		Slow	222	57087	86%	
		Stop	223-224	57088-57599	87%	
		Counter-Clockwise	225-255	57600-65535	88-100%	
		Slow	225	57600	88%	
		Fast	255	65535	100%	
<b>15</b>	Gobo 1 Fine	Gobo 1 fine adjustment	home: 0		0%	
<b>16</b>	<b>GOBO 1 INDEX</b>	Rotating Gobo 1 Index Modifier	home: 96	24575	37%	
		Index Position	0-191	0-49151	0-74%	
		0°	0	0	0%	
		180°	96	24575	37%	
		360°	191	49151	74%	
		Index Rotation	192-255	49152-65535	75-100%	
		Clockwise	192-223	49152-57343	75-86%	
		Fast	192	49152	75%	
		Slow	222	57087	86%	
		Stop	223-224	57088-57599	87%	
		Counter-Clockwise	225-255	57600-65535	88-100%	
		Slow	225	57600	88%	
		Fast	255	65535	100%	
<b>17</b>	Gobo 1 Index Fine	Gobo 1 Index fine adjustment	home: 0		0%	

## GC Best Boy LED DMX Mapping

Chan	Function	Description	8-Bit Value	16-Bit Value	DMX Percent
<b>18</b>	<b>GOBO 2</b>	Rotating Gobo 2 Choice / Modifier	home: 0	0	0%
		Discrete Choice	0-63	0-16383	0-24%
		Open	0-9	0-2339	1%
		Gobo 1 - Color Fragments	10-18	2340-4679	5%
		Gobo 2 - Oak Foliage 1	19-27	4680-7019	9%
		Gobo 3 - Crackle Linear	28-36	7020-9359	12%
		Gobo 4 - Digital Camo Extra	37-45	9360-11699	15%
		Gobo 5 - Bramble Breakup	46-54	11700-14039	19%
		Gobo 6 - Super Alpha 2	55-63	14040-16383	22%
		Continuous Choice	64-191	16384-49150	25-74%
		Open	64	16384	25%
		Open / Gobo 1	74	18850	29%
		Gobo 1	82	21014	32%
		Gobo 1 / Gobo 2	91	23400	35%
		Gobo 2	100	25661	39%
		Gobo 2 / Gobo 3	109	27980	42%
		Gobo 3	118	30284	46%
		Gobo 3 / Gobo 4	128	32760	50%
		Gobo 4	137	34966	53%
		Gobo 4 / Gobo 5	147	37543	57%
		Gobo 5	155	39642	60%
		Gobo 5 / Gobo 6	163	41833	63%
		Gobo 6	173	44288	67%
		Gobo 6 / Open	182	46513	71%
		Open	191	49150	74%
		Wheel Spin	192-255	49152-65535	75-100%
		Clockwise	192-223	49152-57343	75-86%
		Fast	192	49152	75%
		Slow	222	57087	86%
		Stop	223-224	57088-57599	87%
		Counter-Clockwise	225-255	57600-65535	88-100%
		Slow	225	57600	88%
Fast	255	65535	100%		
<b>19</b>	Gobo 2 Fine	Gobo 2 fine adjustment	home: 0		0%
<b>20</b>	<b>GOBO 2 INDEX</b>	Rotating Gobo 2 Index Modifier	home: 96	24575	37%
		Index Position	0-191	0-49151	0-74%
		0°	0	0	0%
		180°	96	24575	37%
		360°	191	49151	74%
		Index Rotation	192-255	49152-65535	75-100%
		Clockwise	192-223	49152-57343	75-86%
		Fast	192	49152	75%
		Slow	222	57087	86%
		Stop	223-224	57088-57599	87%
		Counter-Clockwise	225-255	57600-65535	88-100%
		Slow	225	57600	88%
		Fast	255	65535	100%
<b>21</b>	Gobo 2 Index Fine	Gobo 2 Index fine adjustment	home: 0		0%



## GC Best Boy LED DMX Mapping

Chan	Function	Description	8-Bit Value	16-Bit Value	DMX Percent
<b>22</b>	<b>EFFECT</b>	Effect control	home: 146		57%
		Discrete Choice	0-146		0-57%
		Gag 3 (8-Facet Prism)	0-35		0-13%
		Gag 2 (Extruder)	36-71		14-27%
		Gag 1 (4-Facet Prism)	72-107		28-41%
		Open	108-146		42-57%
		Variable Frost	147-255		57-100%
		Open	147		57%
		Full	255		100%
					
<b>23</b>	<b>EFFECT INDEX</b>	Effect Index control	home: 96	home: 24575	37%
		Index Position	0-191	0-49151	0-74%
		0°	0	0	0%
		360°	191	49151	74%
		Index Rotation	192-255	49152-65535	75-100%
		Clockwise	192-223	49152-57087	75-86%
		Fast	192	49152	75%
		Slow	222	57087	86%
		Stop	223-224	57088-57599	87%
		Counter-Clockwise	225-255	57600-65535	88-100%
		Slow	225	57600	88%
		Fast	255	65535	100%
		<b>24</b>	Effect Fine	Effect fine adjustment	home: 0
<b>25</b>	<b>ZOOM</b>	Zoom coarse adjustment	home: 94	home: 24064	36%
		8° (narrow)	0	0	0%
		64° (wide)	255	65535	100%
<b>26</b>	Zoom Fine	Zoom fine adjustment	home: 0		0%
<b>27</b>	<b>EDGE</b>	Edge coarse adjustment	home: 255	home: 65535	100%
		Near	0	0	0%
		Far	255	65535	100%
<b>28</b>	Edge Fine	Edge fine adjustment	home: 255		100%
<b>29</b>	<b>BEAM IRIS</b>	Iris control	home: 255		100%
		Small	0		0%
		Large	255		100%
<b>30</b>	<b>STROBE</b>	Strobe adjustment	home: 0		0%
		Open	0-9		1%
		Closed	10-19		5%
		Strobe Speed	20-148		7-58%
		Slow	20		7%
		Fast	148		58%
		Strobe Random	149-255		58-100%
		Slow	149		58%
Fast	255		100%		

## GC Best Boy LED DMX Mapping

Chan	Function	Description	8-Bit Value	16-Bit Value	DMX Percent	
<b>31</b>	<b>MACRO</b>	Macro Control	home: 0		0%	
		None	0		0%	
		Macro control overrides the DMX control for that parameter.	Iris - square wave	1		1%
			Iris - sine wave	2		1%
			Iris - sawtooth	3		1%
			Iris - reverse sawtooth	4		1%
			Iris close	5		1%
			Iris open	6		2%
			Zoom/Iris close	7		2%
			Zoom/Iris open	8		3%
			Framing - square wave	9		3%
			Framing - sine wave	10		3%
			Framing - sawtooth	11		4%
			Framing - reverse sawtooth	12		4%
			Framing close	13		5%
			Framing open	14		5%
			Zoom/Framing close	15		5%
			Zoom/Framing open	16		6%
			Iris/Framing alternate square wave	17		6%
			Iris/Framing alternate sine wave	18		7%
			Frost - sine wave	19		7%
			Frost - sawtooth	20		7%
			Frost - reverse sawtooth	21		8%
			Edge - sine wave	22		8%
			Edge - sawtooth	23		9%
			Edge - reverse sawtooth	24		9%
			Fire	25		9%
			Water	26		10%
Clouds	27			10%		
<b>32</b>	<b>MACRO SPEED</b>	Macro Speed control	home: 0		0%	
		Speed Range	0-246		0-96%	
		Slow	0		0%	
		Fast	246		96%	
		Random Speed - Slow Rate	247-249		96-97%	
		Random Speed - Medium Rate	250-252		98%	
		Random Speed - Fast Rate	253-255		99-100%	
<b>33</b>	<b>FOCUS TIME</b>	Refer to " <b>Timing Channels</b> " on page 10	home: 255		100%	
<b>34</b>	<b>COLOR TIME</b>		home: 255		100%	
<b>35</b>	<b>IMAGE TIME</b>		home: 255		100%	
<b>36</b>	<b>BEAM TIME</b>		home: 255		100%	
<b>37</b>	<b>CONTROL</b>	Control Channels	home: 0		0%	
		Idle	0		0%	
		All values must be held for a minimum of 3 seconds, followed by an immediate change to DMX 0 to take effect. After 15 seconds the command will be ignored.	Recalibrate: All	10		3%
			Recalibrate: Erred Mechanisms	11		4%
			Recalibrate: Zoom/Edge	12		4%
			Recalibrate: Color	14		5%
			Recalibrate: Gobos	16		6%
			Recalibrate: Dimmer/Strobe/Iris	18		7%
			Recalibrate: Pan/Tilt	19		7%
			Zoom Table Select: 15' Throw	56		21%
			Zoom Table Select: 25' Throw	58		22%
* default setting						

## GC Best Boy LED DMX Mapping

Chan	Function	Description	8-Bit Value	16-Bit Value	DMX Percent
	FSC refers to a local Followspot Controller	Zoom Table Select: 30' Throw *	60		23%
		Zoom Table Select: 42' Throw	62		24%
		Zoom Table Select: 58' Throw	64		25%
		Zoom Table Select: 80' Throw	66		25%
		Zoom Table Select: 112' Throw	68		26%
		Zoom Table Select: 155' Throw	70		27%
		Zoom Table Select: 215' Throw	72		28%
		Zoom Table Select: 300' Throw	74		29%
		Zoom Speed Select: Maintain Focus	75		29%
		Zoom Speed Select: Move Fast *	77		30%
		Gobo: Set Zero Position	80		32%
		Display: Turn Backlight ON *	90		35%
		Display: Turn Backlight OFF	95		37%
		Restore Pan/Tilt to Normal Operation (Clears out any Lock/Free settings)	98		38%
		Pan: Lock	100		39%
		Pan: Unlock *	102		40%
		Tilt: Lock	104		40%
		Tilt: Unlock *	106		41%
		Pan/Tilt: Free Motion	108		42%
		Pan/Tilt: Free Lock	110		43%
		Pan/Tilt: End Free Motion *	112		43%
		No Fade Out *	114		44%
		Fade Out After 30s	116		45%
		Fade Out After 60s	118		46%
		Clear Logs	120		47%
		Invert Pan	122		47%
		Don't Invert Pan *	124		48%
		Invert Tilt	126		49%
		Don't Invert Tilt *	128		50%
		Swap Pan/Tilt	130		50%
		Don't Swap Pan/Tilt *	132		51%
		GC/FSC: Intensity Scaling ON	150		58%
		GC/FSC: Intensity Scaling OFF *	152		59%
		GC/FSC: Reset Mechs to Default Positions	153		60%
		FSC: Enable Frost Control	154		60%
		GC: Reinitialize Camera	155		60%
		FSC: Disable Frost Control	156		61%
		GC: Lockout the Controller Operator from using any non-GC attributes	160		61%
		GC: Allow Controller to override any mechanism	161		61%
		4Way Switch: Select Fixture A	171		63%
		4Way Switch: Select Fixture B	172		67%
		4Way Switch: Select Fixture C	173		67%
	4Way Switch: Select Fixture D	174		67%	
	4Way Switch: Solo Mode On	176		68%	
	4Way Switch: Solo Mode Off	178		68%	
	GC: DMX Control of Controller Function Channel - Enable*	180		69%	
	GC: DMX Control of Controller Function Channel - Disable (Lock Out)	182		70%	

## GC Best Boy LED DMX Mapping

Chan	Function	Description	8-Bit Value	16-Bit Value	DMX Percent
38	FRAMING 1	Blade 1A Position	home: 0		0%
		Open	0		0%
		Inserted	255		100%
39	FRAMING 2	Blade 1B Position	home: 0		0%
		Open	0		0%
		Inserted	255		100%
40	FRAMING 3	Blade 2A Position	home: 0		0%
		Open	0		0%
		Inserted	255		100%
41	FRAMING 4	Blade 2B Position	home: 0		0%
		Open	0		0%
		Inserted	255		100%
42	FRAMING 5	Blade 3A Position	home: 0		0%
		Open	0		0%
		Inserted	255		100%
43	FRAMING 6	Blade 3B Position	home: 0		0%
		Open	0		0%
		Inserted	255		100%
44	FRAMING 7	Blade 4A Position	home: 0		0%
		Open	0		0%
		Inserted	255		100%
45	FRAMING 8	Blade 4B Position	home: 0		0%
		Open	0		0%
		Inserted	255		100%
46	FRAMING ROTATE	Blade rotation control	home: 128		50%
		(-) Angle	0		0%
		Center	128		50%
		(+) Angle	255		100%
47	CONTROLLER	Controller function selection	home: 0		0%
		Refer to "GroundControl Controller Function Selection" on page 9	0-255		
48	CAMERA EXPOSURE	Camera exposure control	home: 0		0%
		No change	0		0%
49	CAMERA ZOOM	Camera zoom control	home: 0		0%
		No change	0		0%
		Wide	1		1%
		Narrow	255		100%
50	CAMERA WB+RETICLE	Camera white balance	home: 0		0%
		No change	0		0%
		Automatic	1		1%
		3200K	2		1%
		5800K	3		2%
		ATW	4		2%
		One-Push WB	5		2%
		Reticle Off	127		49%
Reticle On	128		50%		



## GC Best Boy LED DMX Mapping

---

### GroundControl Controller Function Selection

The "Controller Function Select" channel (47) allows GroundControl attributes to be controlled from the GC Controller as follows. The selected attributes can only be controlled at the Controller.

- Controller Function control via DMX is enabled by default but can be disabled at a local GC Controller or via the Control channel.
- If Intensity Scaling is ENABLED and DMX is present, the GC Intensity value will be scaled based on the value from the console. Incoming DMX Dimmer channel value = Maximum allowed intensity from Controller.

DMX Range	Attribute 1	Attribute 2	Attribute 3	Attribute 4	Attribute 5
0 (default)	No Change (leave attributes set as they are)				
1-5	Intensity	Iris	Edge	Zoom	Frost
6-10	Intensity	Iris	Edge	Zoom	
11-15	Intensity	Iris	Edge		
16-20	Intensity	Iris		Zoom	Frost
21-25	Intensity	Iris		Zoom	
26-30	Intensity	Iris			Frost
31-35	Intensity	Iris			
36-40	Intensity				
41-45	Intensity		Edge	Zoom	Frost
46-50	Intensity		Edge	Zoom	
51-55	Intensity		Edge		
56-60	Intensity			Zoom	Frost
61-65	Intensity			Zoom	
66-70	Intensity				Frost
71-75		Iris	Edge	Zoom	Frost
76-80		Iris	Edge	Zoom	
81-85		Iris	Edge		
86-90		Iris		Zoom	Frost
91-95		Iris		Zoom	
96-100		Iris			Frost
101-105		Iris			
106-110			Edge	Zoom	Frost
111-115			Edge	Zoom	
116-120			Edge		
121-125				Zoom	Frost
126-130				Zoom	
131-135					Frost
136-140	console controls all GC attributes				
255	console controls ALL GC attributes AND pan & tilt				

### Timing Channels

#### Channel Functions

Timing channel control improves the timed moves of certain groups of parameters. Four timing channels are provided for this purpose: Focus, Color, Beam, and Image.

Timing channels support time values of up to six minutes.

#### Timing Channel Allocations

Channel Function	Timing Channel
Pan	Focus
Tilt	
Cyan	Color
Yellow	
Magenta	
Color Wheel	
Zoom	Beam
Edge	
Iris	
Framing	
Rotating Gobo Wheels 1 & 2	Image
Gobo Index 1 & 2	
Effects Wheel	
Effects Index	

#### Timing Channel Mapping

Refer to the **Timing Channels Table** starting on the next page. The following guidelines apply:

- A timing value of zero is full speed.
- A time value of 100% (or 255 in DMX) causes the associated parameter(s) to follow cue fade time (console time) rather than the timing channel.
- Timing channels can be set in either % or 0-255 (DMX) modes, with the values assigned - as shown in the tables.

## GC Best Boy LED DMX Mapping

### Timing Channels

% Value	DMX	= Seconds
	0	Full Speed
	1	0.2
	2	0.4
1	3	0.6
	4	0.8
2	5	1
	6	1.2
	7	1.4
3	8	1.6
	9	1.8
4	10	2
	11	2.2
	12	2.4
5	13	2.6
	14	2.8
6	15	3
	16	3.2
	17	3.4
7	18	3.6
	19	3.8
8	20	4
	21	4.2
	22	4.4
9	23	4.6
	24	4.8
10	25	5
	26	5.2
	27	5.4
11	28	5.6
	29	5.8
	30	6
12	31	6.2
	32	6.4
13	33	6.6
	34	6.8
	35	7.0
14	36	7.2
	37	7.4
15	38	7.6
	39	7.8
	40	8
16	41	8.2
	42	8.4
17	43	8.6
	44	8.8
	45	9
18	46	9.2
	47	9.4
19	48	9.6
	49	9.8
	50	10
20	51	10.2
	52	10.4

### Timing Channels (Continued)

% Value	DMX	= Seconds
	53	10.6
21	54	11
	55	11
22	56	12
	57	12
	58	13
23	59	13
	60	14
24	61	14
	62	14
	63	15
25	64	15
	65	16
26	66	16
	67	16
	68	17
27	69	17
	70	18
28	71	18
	72	18
	73	19
29	74	19
	75	20
30	76	20
	77	20
	78	21
31	79	21
	80	21
	81	22
32	82	22
	83	23
33	84	23
	85	23
	86	24
34	87	24
	88	25
35	89	25
	90	25
	91	26
36	92	26
	93	27
37	94	27
	95	27
	96	28
38	97	28
	98	29
39	99	29
	100	29
	101	30
40	102	30
	103	30
	104	31
41	105	31

## GC Best Boy LED DMX Mapping

---

### Timing Channels (Continued)

% Value	DMX	= Seconds
	106	32
42	107	32
	108	32
	109	33
43	110	33
	111	34
44	112	34
	113	34
	114	35
45	115	35
	116	36
46	117	36
	118	36
	119	37
47	120	37
	121	38
48	122	38
	123	38
	124	39
49	125	39
	126	39
	127	40
50	128	40
	129	41
51	130	41
	131	41
	132	42
52	133	42
	134	43
53	135	43
	136	43
	137	44
54	138	44
	139	45
55	140	45
	141	45
	142	46
56	143	46
	144	47
57	145	47
	146	47
	147	48
58	148	48
	149	49
59	150	49
	151	49
	152	50
60	153	50
	154	50
	155	51
61	156	51
	157	52
62	158	52

### Timing Channels (Continued)

% Value	DMX	= Seconds
	159	52
	160	53
63	161	53
	162	54
64	163	54
	164	54
	165	55
65	166	55
	167	56
66	168	56
	169	56
	170	57
67	171	57
	172	58
68	173	58
	174	58
	175	59
69	176	59
	177	59
	178	60
70	179	60
	180	65
71	181	65
	182	65
	183	70
72	184	70
	185	75
73	186	75
	187	75
	188	80
74	189	80
	190	85
75	191	85
	192	85
	193	90
76	194	90
	195	95
77	196	95
	197	95
	198	100
78	199	100
	200	110
79	201	110
	202	110
	203	120
80	204	120
	205	120
81	206	130
	207	130
	208	140
82	209	140
	210	140
	211	150

### Timing Channels (Continued)

% Value	DMX	= Seconds
83	212	150
	213	160
84	214	160
	215	160
	216	170
85	217	170
	218	180
86	219	180
	220	180
	221	190
87	222	190
	223	200
88	224	200
	225	200
	226	210
89	227	210
	228	210
	229	220
90	230	220
	231	230
91	232	230
	233	230
	234	240
92	235	240
	236	250
93	237	250
	238	250
	239	260
94	240	260
	241	270
95	242	270
	243	270
	244	280
96	245	280
	246	290
97	247	290
	248	290
	249	300
98	250	300
	251	310
99	252	310
	253	310
	254	310
100	255	Follows Cue Data