

Bullet Series 2.0 - Outdoor Power Supply - Single, Triple and Six-Way

The Bullet Series 2.0 luminaires are rated for outdoor use. The Bullet Series 2.0 Outdoor Power Supplies are designed to allow lighting designers and specifies even more flexibility to take their designs in the elements.

Operating features include DMX/ RDM capability as well as stand alone features such as manual intensity, strobe, fade in and fade out.

The Outdoor power supplies are offered as three different options; Single, Triple and Six-Way models for controlling any configuration of UV, White Light and Daylight Bullet luminaires.

All Outdoor Power Supply models are housed in the same sized IP65 rated NEMA style enclosure with 4 mounting locations. IP65 rated female 4-PIN XLR connectors on 10" tails are provided for the number of heads being powered (1, 3 or 6 Bullets) and are labeled accordingly.

IP65 rated 5-PIN male & female connectors are provided on 10" tails for DMX in/thru isolated data.

One bank of three rotary dials are provided for DMX addressing or setting stand alone preferences for the Single and Triple models. Two independent banks of three rotary dials are provided for the Six-Way model allowing DMX and stand-alone features to be used over two groups of three Bullet luminaires.

DMX addressing is sequential for each rotary dial bank for the Triple and Six-Way options.

All models are rated for 100-240VAC 50/60Hz and come complete with a 6' bare end outdoor rated power cable.

All models are ETL, cETL listed and CE marked.



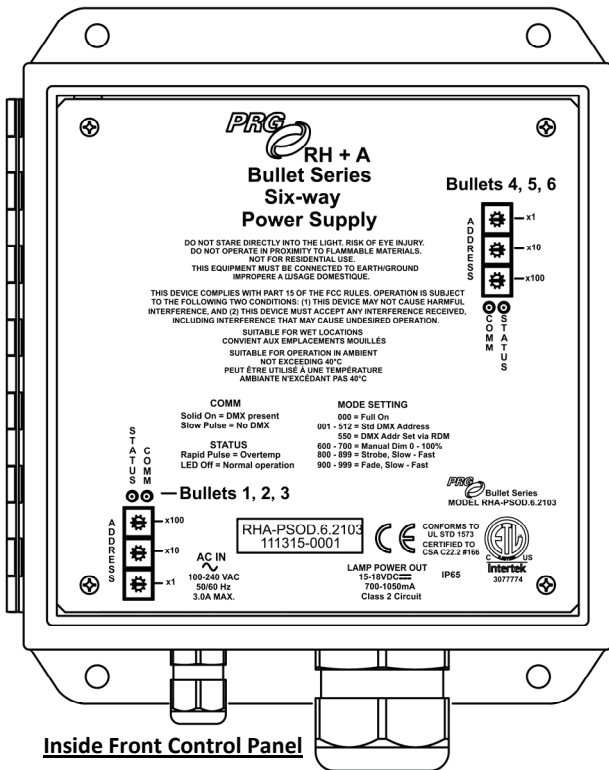
Six-Way Power Supply shown with access door closed and opened.

Features

- IP 65 Rated NEMA Style Enclosure
- IP Rated 4-PIN XLR cable mount connectors for quick connection to Bullet head
- IP Rated 5-PIN XLR cable mount connectors for isolated DMX Data In & Thru
- DMX/ RDM and Stand-Alone Operation
- Individual addressing of Bullet fixtures is sequential via one bank of three rotary dials for Single and Triple OD-Power Supplies
- Individual addressing of Bullet fixtures is sequential via two banks of three rotary dials for Six-Way OD-Power Supplies
- Bullet fixtures can be remotely mounted up to an additional 50 feet via optional rated 4-PIN XLR Cable
- 100-240VAC 50/60Hz Input Voltage
- 6' bare lead power cable provided
- ETL, cETL listed and CE marked




Bullet Series 2.0 - Outdoor Power Supply - Single, Triple and Six-Way



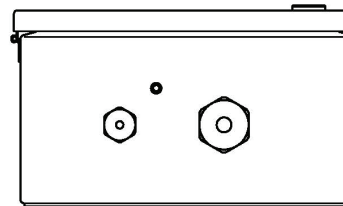
Part Numbers	
RHA-PSOD.1.2101	Bullet Outdoor Power Supply, Single, Black * Weight - 10 lbs.
RHA-PSOD.3.2102	Bullet Outdoor Power Supply, Triple, Black * Weight - 10.3 lbs.
RHA-PSOD.6.2103	Bullet Outdoor Power Supply, Six-Way, Black * Weight - 10.6 lbs.
RHA-4XLR.10FT	10' Outdoor Rated 4-Pin XLR Extension Cable for Bullet Series 2.0
RHA-4XLR.25FT	25' Outdoor Rated 4-Pin XLR Extension Cable for Bullet Series 2.0
RHA-4XLR.50FT	50' Outdoor Rated 4-Pin XLR Extension Cable for Bullet Series 2.0

* Bullet 2.0 head/ luminaires sold separately

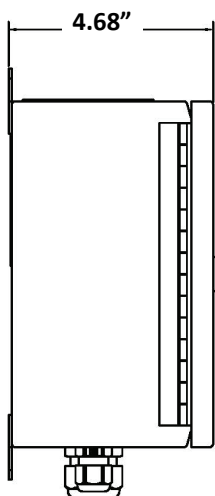
Inside Front Control Panel
Six-Way shown as example




TOP VIEW



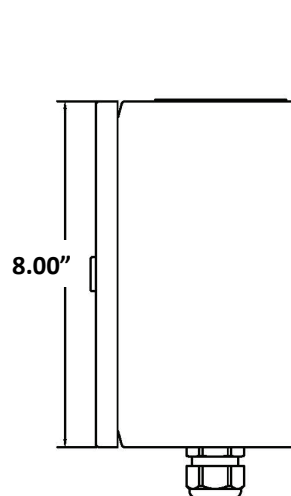
BOTTOM VIEW



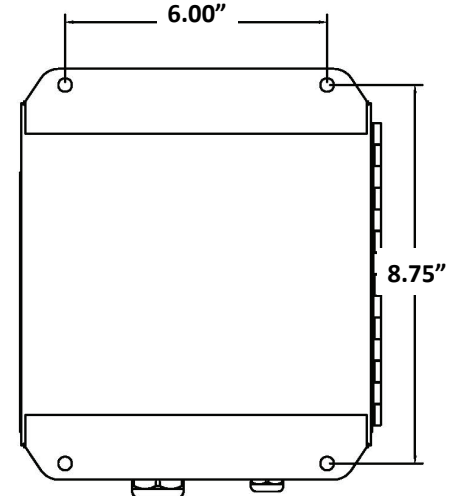
LEFT VIEW



FRONT VIEW



RIGHT VIEW



BACK VIEW